



# DECNO

floor of innovation

## SPC FLOORING

Website



[www.decnoflooring.com](http://www.decnoflooring.com)

**Welcome**  
worldwide customers  
come to visit us at  
SHANDONG province of CHINA

**Contact**  
Email: [sales@decnoflooring.com](mailto:sales@decnoflooring.com)  
Web: [www.decnoflooring.com](http://www.decnoflooring.com)  
Tel: +86-400-110-0010





# CONTENTS

SPC product knowledge popularization

DECNO1  
About DECNO SPC flooring

DECNO2  
Structure of SPC flooring

DECNO3  
Technical data of SPC flooring

DECNO4  
Advantages of SPC flooring

DECNO5  
SPC Floor Production Process

DECNO6  
Surface of SPC flooring

DECNO7  
Colors of SPC flooring

DECNO8  
package design&loading

DECNO9  
Installation of the product

DECNO10  
Quality control of SPC flooring

DECNO11  
Certification of SPC flooring





## About DECNO SPC flooring


SPC flooring is a new flooring material, which is advanced by being waterproof, rigid and dimensionally stable.

As a extruded core material, the SPC core is a composite material made of calcium carbonate, polyvinyl chloride and stabilizer. The wear layer and color films are pressed on the SPC core after the extruding. The IXPE underlay which sitck on the back is a good choice for high end usage. E.I.R finish and bevelled v-grooves bring the real wood feeling for SPC flooring.

As an advanced and experienced manufacturer of SPC flooring, DECNO is clear with the advantages of SPC flooring: 0 Formaldehyde, 100% waterproof, wayward paving any place, high wear resistance, resilient flooring and buffer fully, dimensional stability and not easily deformed, noise reduction, mute and enjoy a comfortable life, stain resistance and easy to manage, anti-slip & fast and big area installation.

Top and stable quality, fast production leading time, various beautiful colors, real wood surfaces, good services & long warranty, DECNO is the reliable partner for your SPC flooring.

## Structure of SPC flooring



UV Coating

Wear Layer

Decor Film

SPC Core / Rigid Core Board

IXPE Underlay



100%  
WATERPROOF



WILL NOT  
EXPAND OR  
CONTRACT



EASY  
TO INSTALL



INSTALLATION  
ON ANY  
SURFACE



SUPERIOR  
SCRATCH  
RESISTANCE



REDUCES  
NOISE



PET  
PROOF

## Technical data of SPC flooring


SPC Flooring Thickness	4.0mm, 4.5mm, 5.0mm, 5.5mm, 6.0mm
SPC Flooring Dimension	1220*150, 1220*184, 1220*228
	1230*150, 1230*184, 1230*228
	1515*150, 1515*184, 1515*228
	1820*150, 1820*184, 1820*228
SPC Flooring Abrasion	0.30mm, 0.50mm
SPC Flooring Surface Types	Wood Grain, Embossed, Flat, Crystal, EIR, Stone
SPC Flooring Pad Options	XPE:1mm,1.5mm,2.0mm
SPC Flooring Click	Unilin click









*Advantages of SPC flooring*




**1) Waterproof and Dampproof**  
As the main component of SPC is stone powder, so it performs well with water, and mildew will not happen with high humidity.




**4) No Formaldehyde**  
DECNO SPC is high quality stone powder & PVC resin, without harmful material such as benzene, formaldehyde, heavy metal.



**7) No Heavy Metal, No Lead Salt**  
The Stabilizer of DECNO SPC is Calcium zinc, no lead salt heavy metal.




**10) Low requirement of subfloor**  
Compared to traditional LVT, SPC flooring has a distinct advantage because it is rigid core, which can hide many imperfections of subfloor.



**2) Fire Retardant**  
According to the authorities, 95% of the victims were burned in the fire caused by the toxic fumes and gases. The fire rating of SPC flooring is NFPA CLASS B. Flame retardant, not spontaneous combustion, leave the flame automatic out in 5 seconds, won't produce toxic or harmful gases.




**5) High Abrasion**  
SPC flooring has a transparent wear-resisting layer, whose revolution is up and higher than 10000 turns.




**8) Stain Resistance**  
SPC floor surface has been managed to use a special process and special UV coating, and is easy to clean. Milks, paints and other stains are easily to clean by wet mops.




**11) Fast Installation**  
The click system of SPC floor help people in installation, which can be installed on tiles or floors, and the installation of one room can be finished in 1 or 2 hours. People can even DIY.




**3) Dimensionally Stable**  
Exposed to 80° heat, 6 hours --- Shrinkage ≤ 0.1%;  
Curling ≤ 0.2mm



**6) Superfine Anti-sliping**  
SPC flooring has special skid resistance and wear-resisting layer of the floor. Compared with common floor, SPC flooring has higher friction when it's wet.



**9) Anti Scratch**  
The surface of SPC flooring is thick and protected by the pearl painting, which is better to resist the scratch. Pets do not make damages on the SPC flooring.



**12) Big Area Installation**  
For big area, people should leave small gaps in installation every 20-40sqms, because of the expansion of flooring. While SPC flooring is extremely stable which people can install in big area without gaps, like 100-200sqm.



# SPC floor production process

1 Raw material mixing system



2 Extruding system



3 Hot pressing system



4 traction system



5 Cutting system



6 Stacking system



7 Double UV coating




8 Groove Homag grooving line



9 Small plank checking & Package





Crystal

EIR

Stone

Wood Grain

Embossed

Flat

MORE SPC  
SURFACE COLLECTIONS



Light



DXJ92001-3



DXJ92005-3



DXJ92009-5




DXJ93001-6



DXJ93005-1



DXJ93006-10



DXJ93007-1




DXJ94004-2



DXJ94005-3



DXJ94008-1



DXJ94009-4



DXJ95001-1



DXJ95003-1




DXJ95009-2



DXJ96003-1

Yellow



DXJ92003-1



DXJ92009-9



DXJ93006-1



DXJ93008-1




DXJ93009-1



DXJ94002-1




DXJ94003-2




DXJ94005-1



DXJ94006-1



DXJ95002-1



DXJ95002-3



DXJ95005-1



DXJ95008-1



DXJ96001-1



DXJ96006-1



### Brown



DXJ92002-1



DXJ92006-7




DXJ92007-1



DXJ92008-3



DXJ92009-8




DXJ93001-5



DXJ93003-9



DXJ93007-4




DXJ94006-4



DXJ94007-5




DXJ94008-4



DXJ94009-2



DXJ95009-1



DXJ96002-2



DXJ96008-1

### Dark




DXJ95001-4



DXJ92004-4



DXJ95008-3



DXJ93001-9




DXJ93002-6



DXJ93003-7




DXJ93004-2



DXJ93006-8



DXJ93007-2



DXJ93008-5




DXJ94001-6



DXJ96008-1



DXJ94003-5



DXJ95004-1



DXJ94004-1



## package design&loading

Size(mm)	Thickness(mm)	Wearlayer(mm)	Description	pcs/ctn	sqm/ctn	Weight(KG)/ctn	ctns/pallet	sqm/pallet	plt/20' FCL	sqm/20' FCL	Weight(KG)/G.W
1230*184mm	4.0	0.3/0.5	100% Virgin Material; CLICK SPC; UV Coating	8	1.81056	14.50	75	135.75	20	2715.84	22300
1230*184mm	4.5	0.3/0.5		8	1.81056	16.50	70	126.70	20	2534.78	22400
1230*184mm	5.0	0.3/0.5		8	1.81056	18.50	60	108.63	20	2172.67	22300
1230*184mm	5.5	0.3/0.5		6	1.35792	15.00	75	101.84	20	2036.88	23000
1230*184mm	6.0	0.3/0.5		6	1.35792	16.50	70	95.05	20	1901.09	23400











## Installation of the product


- 1** The B plate tenon plate A inclined in the fillster locking, and then put it flat.



- 2** After put it flat, the B plate and C plate spacing about 2-3mm, into parallel lines.


- 3** Lift up the plates A and B at the same time (note: with the ground at a 45 degree angle.)


- 4** The B plate along C plate direction, flat push until locked.


- 5** With the palm of your hands, flatten the plates A and B, but do not force to press to the floor.


- 6** The floors are smooth without slit after installation. IF the floor are not smooth or have slit, they need to be liftde and locked by 10-30 degree angle. After locking, floor would be smooth automatically.

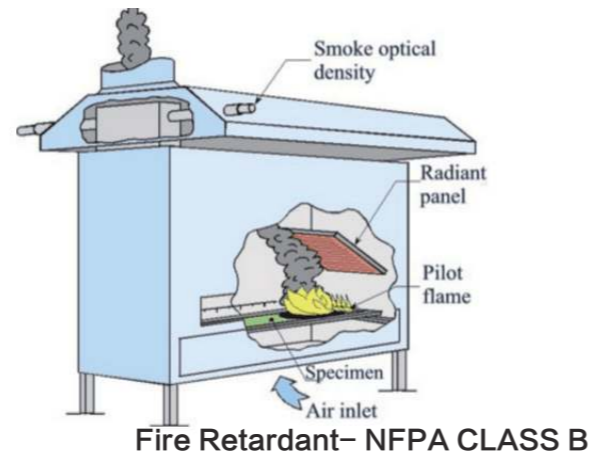


The flawless installation, impeccable dimensional stability, makes SPC flooring easy to maintain, and keep looking good without additional polish or frequent maintenance intervals. Our SPC flooring can display a record of sustainable criteria that make the product a preferred choice.

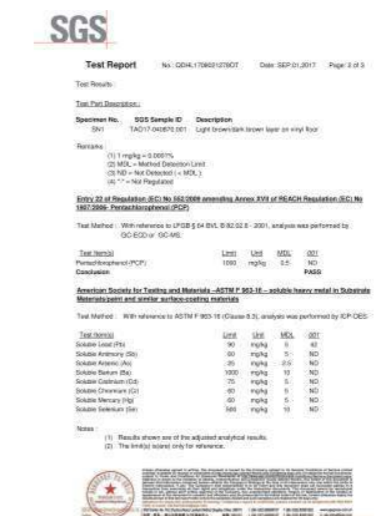
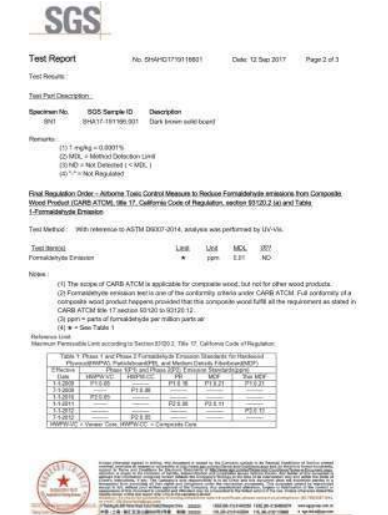
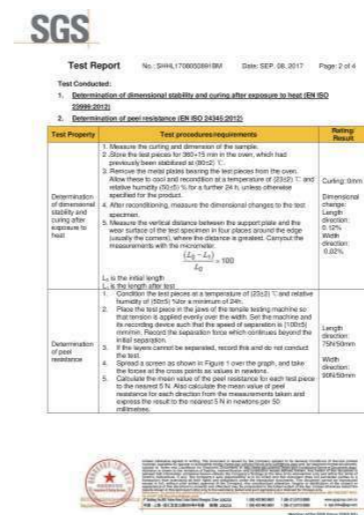




# Quality control of SPC flooring



# Certification of SPC flooring







Professional  
SPC Floor  
Manufacturer

Your  
Trustworthy  
Partner